





DEVELOPMENT

AT KALLANG WAY

MK24-11337T & etc

SITE AREA : 44,107.8 m²

LEGEND

-  BOUNDARY LINE
-  100m NUISANCE BUFFER FROM THE 15m BUILDING SETBACK
-  100m NUISANCE BUFFER FROM NURSING HOME
-  Indicative location of vehicular ingress / egress (Subject to LTA's approval)

NOTES :

The Control Plan of the proposed development is intended as a guide on the requirements of JTC.

The successful tenderer shall confirm and comply with the requirements of the relevant Competent Authorities before submission of plans for formal consideration.

The Control Plan is to be read in conjunction with the Conditions of Tender and Technical Conditions of Tender.

CONTROL PLAN

SCALE: 1:4,000

0 50 100 150 m



JTC Corporation
LAND PLANNING DIVISION

